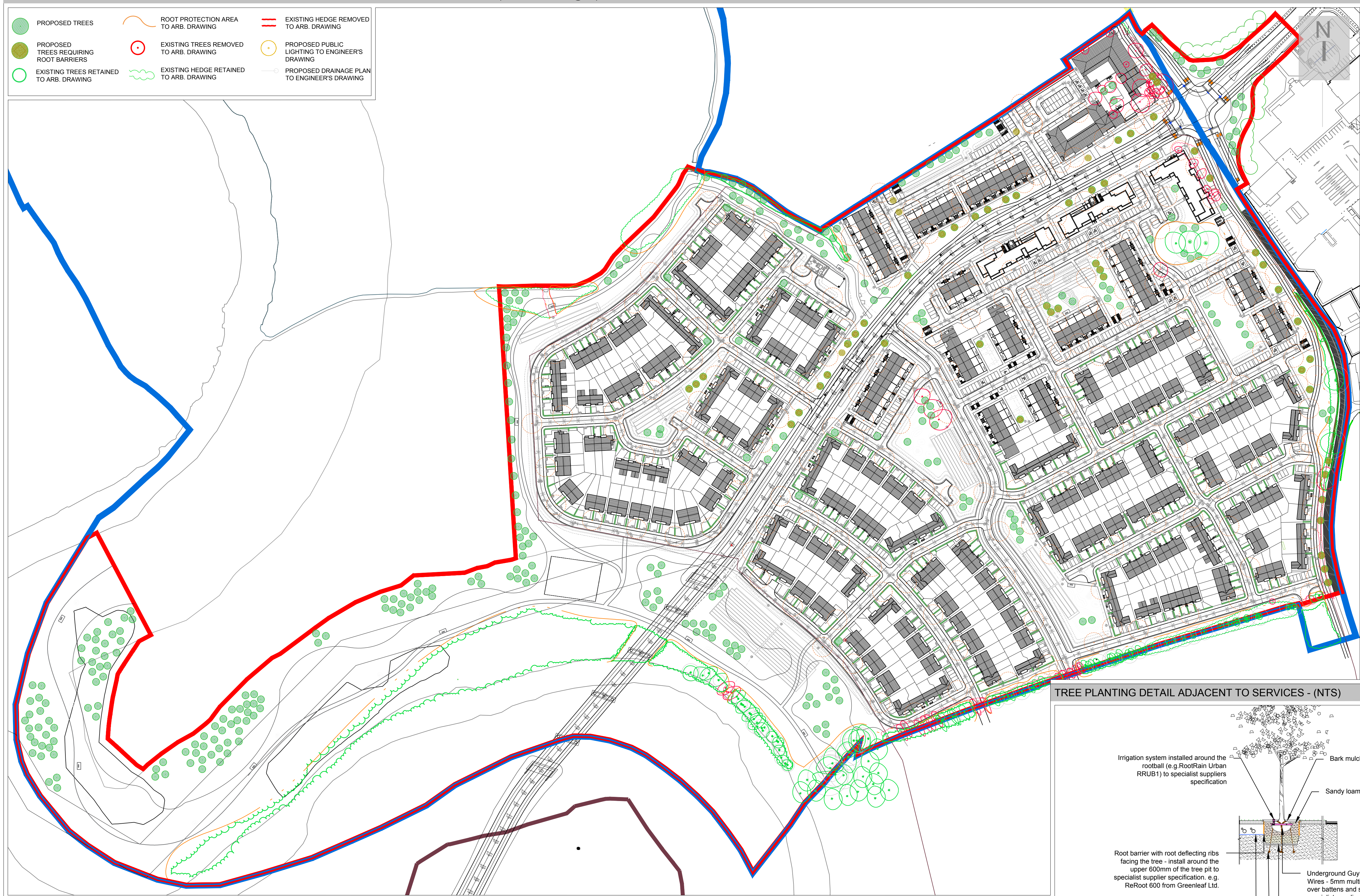


LEGEND

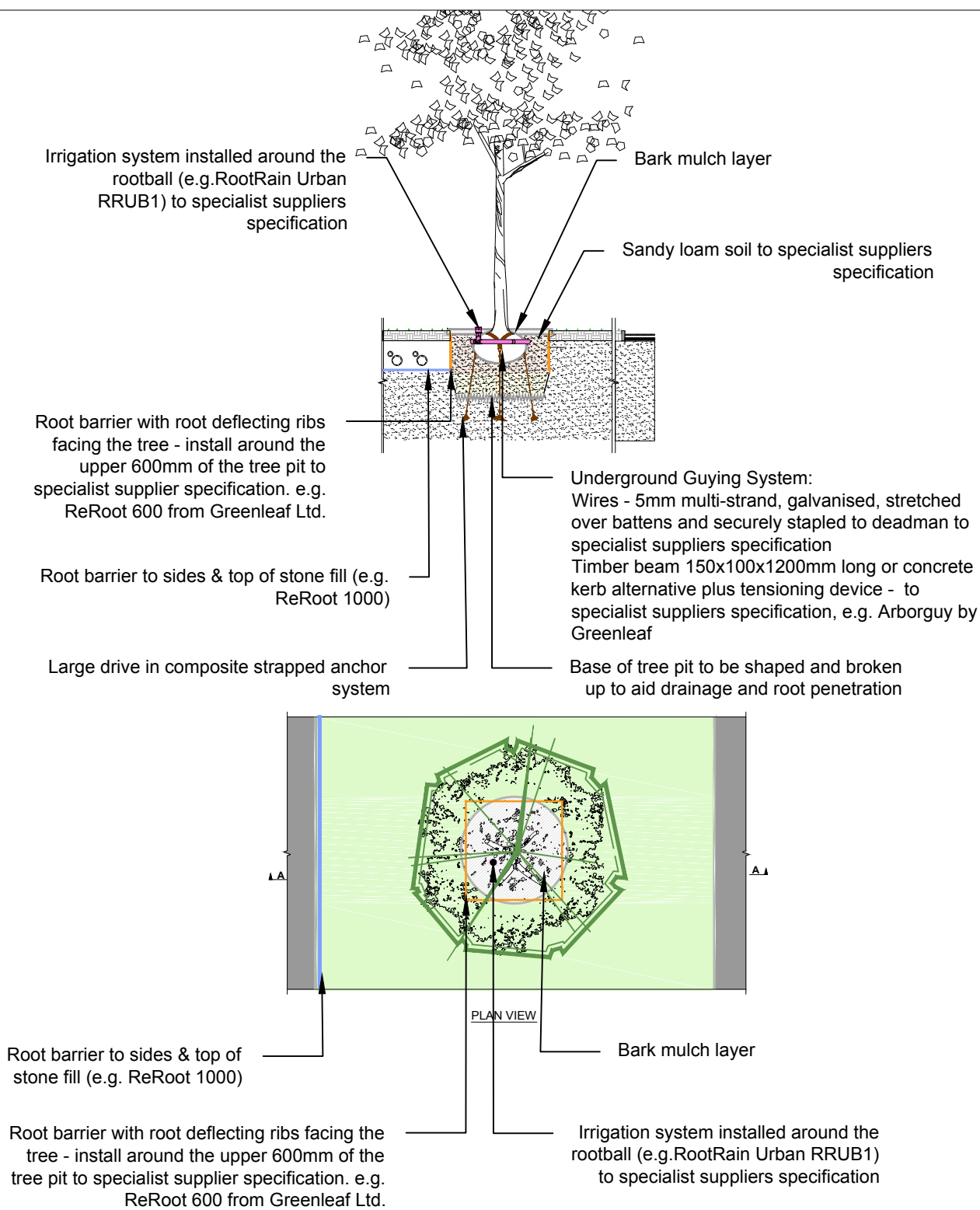
TREE PLANTING PLAN -(SCALE 1:1500 @A1)

PLANTING SCHEDULE

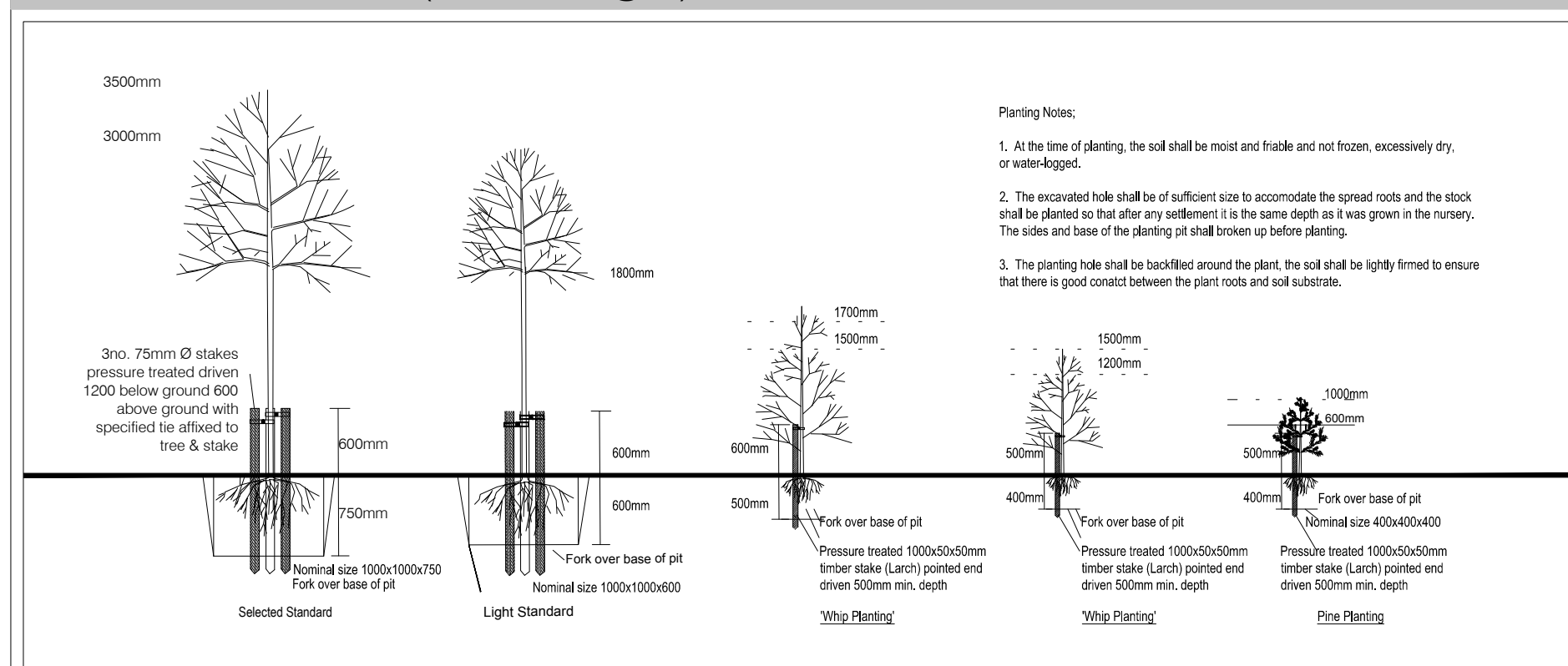


1554 Indicative Planting Schedule to Communal and Public Spaces				
Qut.	Name	Specification	Size	
	Supply and protect the following:			
	<i>All plant material to Landscape Architects approval</i>			
	Street Tree Planting			
	Ac- Acer campestre 'Elsrijk'	RB	16-18 cm	
	Qp- Quercus petraea (where space allows)	RB	16-18 cm	
	Tree Planting to Open Space Areas			
	Extra Heavy Standard Tree Planting			
	Ac- Acer campestre	RB	14-16 cm	
	Bp- Betula pubescens	RB	14-16 cm	
	Pa- Prunus avium	RB	14-16 cm	
	Qb- Quercus robur	RB	14-16 cm	
	Qp- Quercus petraea	RB	14-16cm	
	large Conifer Planting			
	Pn- Pinus nigra	RB	2-2.5m	
	Ps- Pinus sylvestris	RB	2-2.5m	
	Bp- Betula pendula	RB	14-16cm	
	Multi Stems			
	Al- Amelanchier lamarckii	RB,fthd	MS 2-2.50 m high	
	Ac- Acer palmatum	RB, fthd	MS 2-2.50 m high	
	Betula utilis jacquemontii 'Snow Queen'	RB,fthd	MS 2-2.50 m high	
	Proposed Hedge to site boundary (where applicable)			
	Ac- Acer campestre	5/1m	BR, fthd, 120-150cm	
	Cm- Crataegus monogyna	5/1m	BR, fthd, 120-150cm	
	Ia- Ilex aquifolium	5/1m	BR, fthd, 120-150cm	
	Woodland Tree Planting			
	Standard Tree Planting (@ 1.0m c/c)			
	Ac- Acer campestre	1.0/sq.m	2xtr, BR, 8-10 cm girth	
	Al- Aesculus hippocastanum	1.0/sq.m	2xtr, BR, 8-10 cm girth	
	Fs- Fagus sylvatica	1.0/sq.m	2xtr, BR, 8-10 cm girth	
	Pa- Prunus avium	1.0/sq.m	2xtr, BR, 8-10 cm girth	
	Qp- Quercus robur	1.0/sq.m	2xtr, BR, 8-10 cm girth	
	Whips/Transplants Planting (@ 1.25m c/c)			
	Ac- Acer campestre	1.25/sq.m	BR,fthd, 150-180cm high	
	Al- Aesculus hippocastanum	1.25/sq.m	BR,fthd, 150-180cm high	
	Cm- Crataegus monogyna	1.25/sq.m	BR,fthd, 90-120cm high	
	Fs- Fagus sylvatica	1.25/sq.m	BR,fthd, 150-180cm high	
	Ia- Ilex aquifolium	1.25/sq.m	RB,fthd, 60-90cm high	
	Ps- Pinus sylvestris	1.25/sq.m	RB,fthd, 60-90cm high	
	Pa- Prunus avium	1.25/sq.m	BR,fthd, 150-180cm high	
	Qp- Quercus robur	1.25/sq.m	BR,fthd, 150-180cm high	
	Shrub and Herbaceous Planting			
	Alchemilla alpina		2lt; C	
	Anemone 'Honorie Jobert'		2lt; C	
	Asplenium scol. 'Angustifolia'		2lt; C	
	Calamagrostis 'Karl Foerster'		3lt; C	
	Coma alba 'Winterthur'		60-80cm; BR	
	Crocsmia 'Lucifer'		3lt; C	
	Digitalis grandiflora 'Carillon'		3lt; C	
	Echinacea purpurea 'White Swan'		3lt; C	
	Helleborus or. 'Montsegur'		3lt; C	
	Helleborus orientalis (white)		3lt; C	
	Liberia grandiflora		3lt; C	
	Liriope muscari 'Monroe White'		3lt; C	
	Luzula nivea		3lt; C	
	Miscanthus sinensis 'Gracillimus'		3lt; C	
	Panicum virgatum 'Heavy Metal'		3lt; C	
	Pennisetum alopecuroides 'Hamelin'		3lt; C	
	Perovskia atriplicifolia 'Blue Spire'		3lt; C	
	Persicaria amp. 'Fat Domino'		3lt; C	
	Polystichum set. 'Herrenhausen'		3lt; C	
	Rosa 'Flower Carpet' (white)		3lt; C	
	Rudbeckia f. v. sul. 'Goldsturm'		3lt; C	
	Salvia nem. 'Caradonna'		3lt; C	
	Salvia nem. 'Schneeheugel'		3lt; C	
	Tiarella cordifolia		3lt; C	
	Verbena bonariensis 'Lollipop'		3lt; C	
	Stipa tenuissima 'Ponytails'		3lt; C	
	Amenity grass areas (to future specification)			25 g/sq.m.
	Wildflower Mix (to future specification)			
All free material must be accompanied by an Irish Provenance Certification				

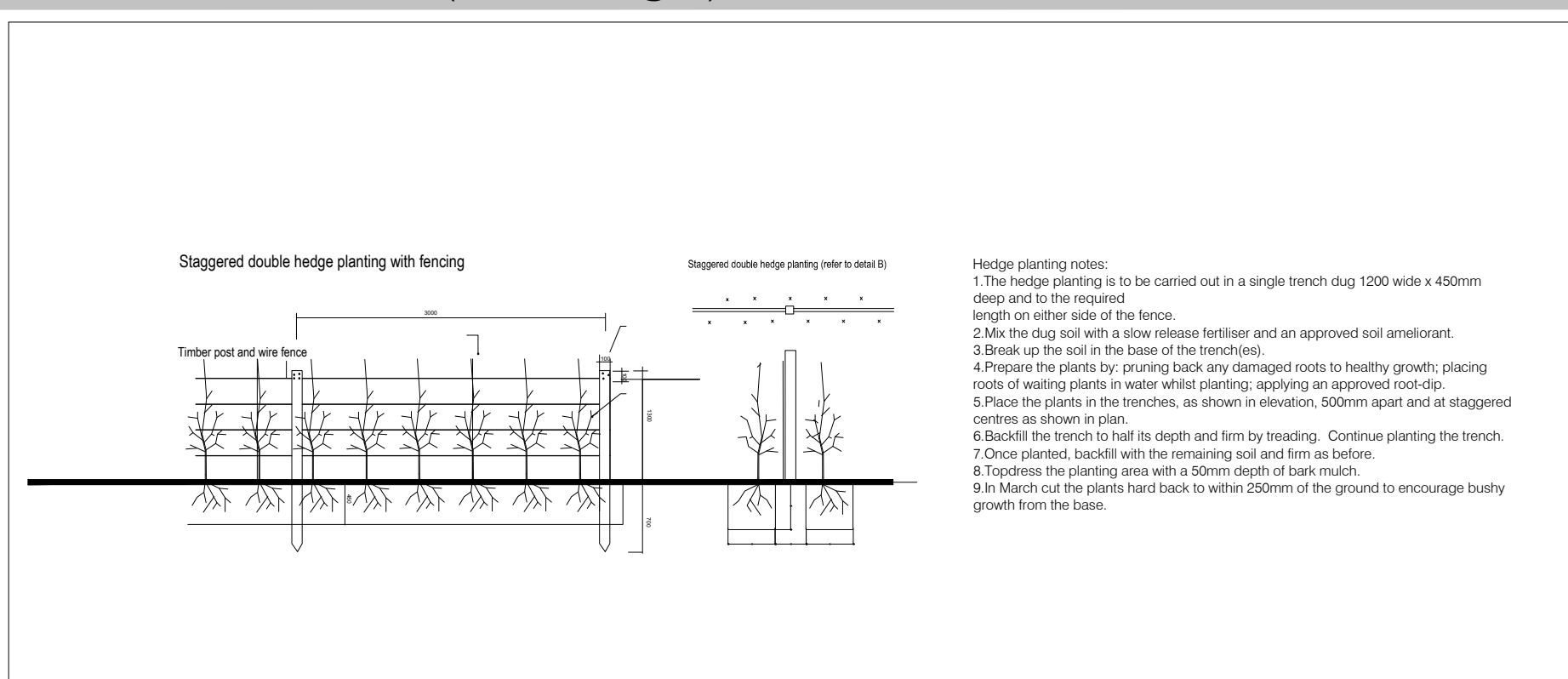
TREE PLANTING DETAIL ADJACENT TO SERVICES - (NTS)



TREE PLANTING DETAILS -(SCALE 1:75 @A1)



HEDGE PLANTING DETAILS -(SCALE 1:75 @A1)



PLANNING

GREAT CONNELL SHD, NEWBRIDGE

TREE PLANTING PLAN & DETAILS

APR 2022	Dr. RD	Chd. DE	Passed DE	Scales As shown
No. 1554	Drawing No. 308			Rev. 7